

Inline™ Manifolds Ordering Information

Mold Mounted Manifolds provide many benefits to the operation and performance of the water cooled process. Our manifolds offer a myriad of combinations to suit your needs.

STANDARD MANIFOLDS

1. Choose your manifold from the following pages.
2. Stock Manifolds will ship same day if order is received before 2 p.m. CT.

WHEN ORDERING CUSTOM MANIFOLDS

1. Submit design or sketch.
2. Cito will make CAD drawing and submit via fax with price quote and delivery information.
3. Upon approval of drawing, the manifold will be shipped the following monday.

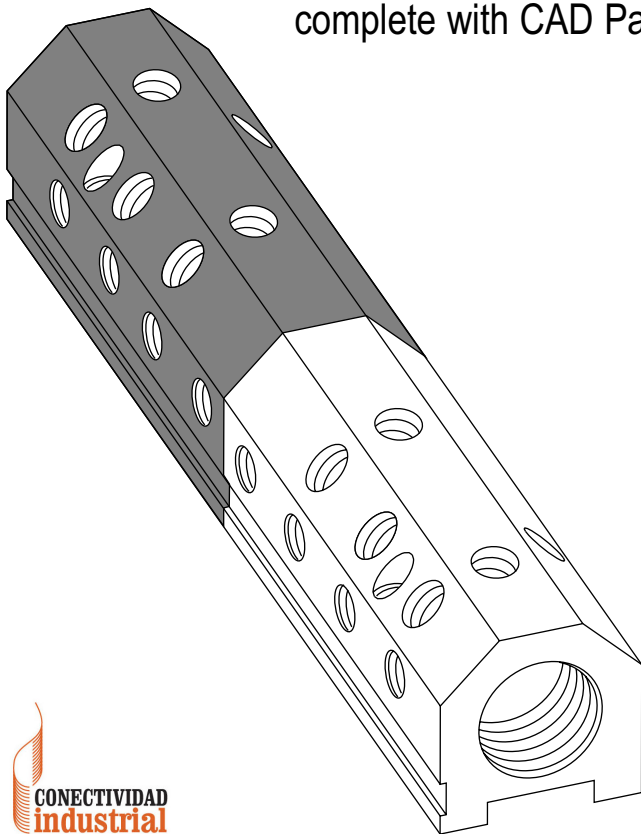
TO ORDER YOUR DESIGN KIT FOR INLINE MANIFOLDS

Our Design Kit will assist in your mold or machine mounted design of Inline™ Manifolds — complete with CAD Patterns, and custom order forms.

Please specify which CAD system you are using when requesting your Design Kit.

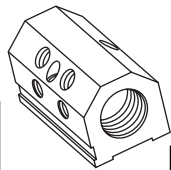
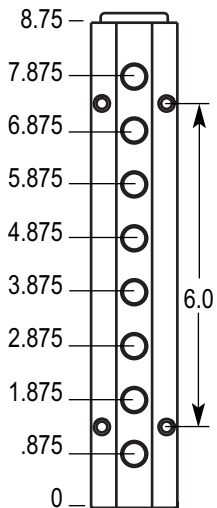
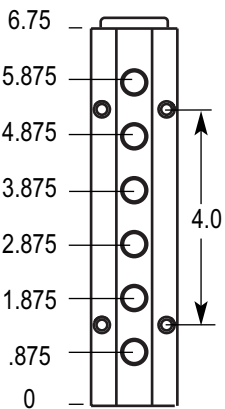
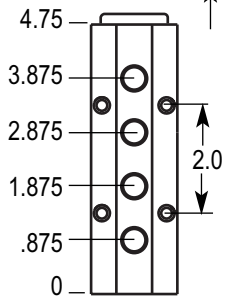
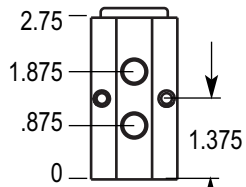
The Design Kit is available in:

- .PRT (CadKey)
- .DWG (AutoCad)
- .DXF (Data Exchange Format)
- .IGES (International Graphic Exchange)

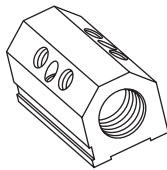


The anodized aluminum is not suitable for corrosive liquids (high chlorine content)

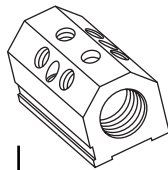
3/4" Inline™ Manifold



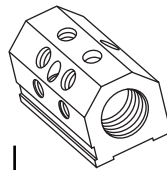
IM3-2-AB-4
1/8 or 1/4



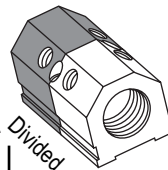
IM3-2-BD-4
1/8 or 1/4



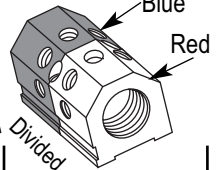
IM3-2-BCD-6
1/8 or 1/4



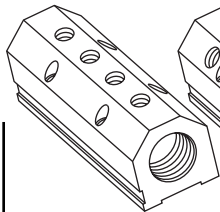
IM3-2-ABC-6
1/8 or 1/4



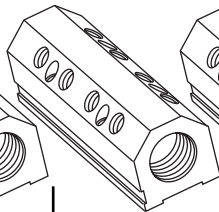
IM3-2-BD-2-2
1/8 or 1/4



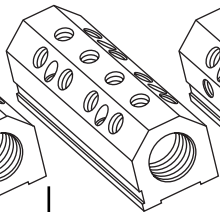
IM3-2-ABCDE-5-5
1/8



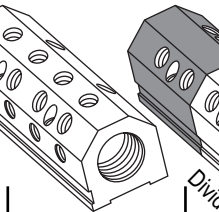
IM3-4-C-4
1/8 or 1/4



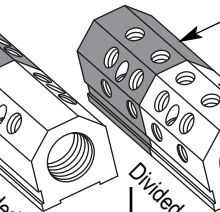
IM3-4-BD-8
1/8 or 1/4



IM3-4-BCD-12
1/8 or 1/4



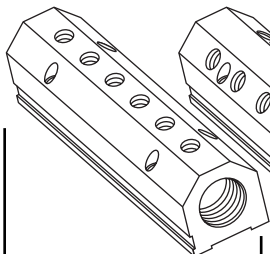
IM3-4-ABC-12
1/8 or 1/4



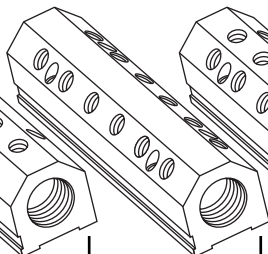
IM3-4-BD-4-4
1/8 or 1/4



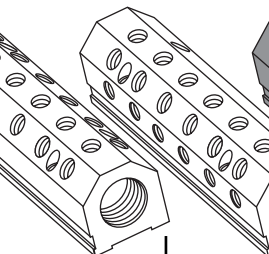
IM3-4-ABC-6-6
1/8 or 1/4



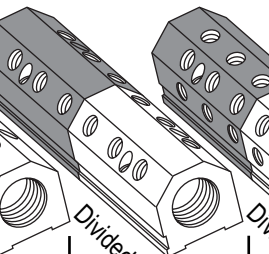
IM3-6-C-6
1/8 or 1/4



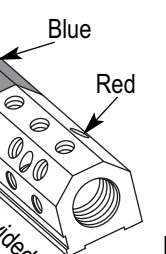
IM3-6-BD-12
1/8 or 1/4



IM3-6-BCD-18
1/8 or 1/4

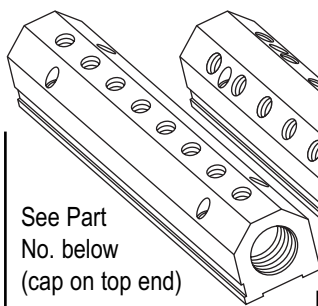


IM3-6-ABC-18
1/8 or 1/4



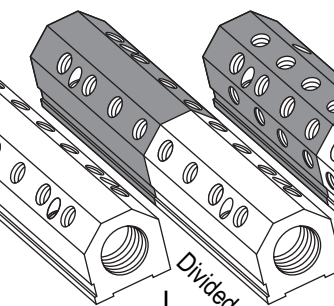
IM3-6-BD-6-6
1/8 or 1/4

IM3-6-ABC-9-9
1/8 or 1/4

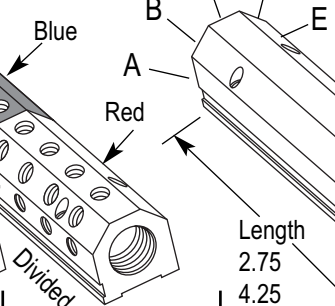


See Part No. below (cap on top end)

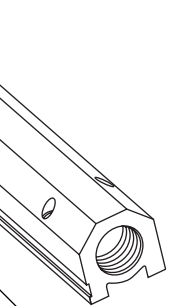
IM3-8-C-8
1/8 or 1/4



IM3-8-BD-16
1/8 or 1/4

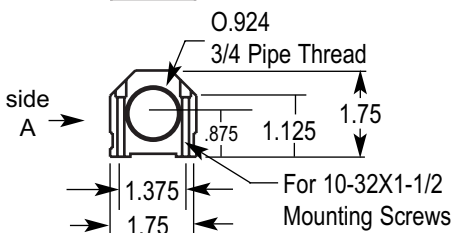


IM3-8-BD-8-8
1/8 or 1/4



IM3-8-ABC-12-12
1/8

Length
2.75
4.25
6.75
or 8.75

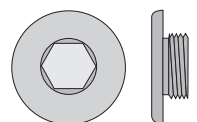


PART NUMBER CODE:

IM3-6-B-6-1/4-N-BLUE

Red, Blue or Divided
Thread Type: N=(NPT) No Mark
P=Mark BSPP
T=Mark BSPT
6 Holes
Row on side "B"
6=6.750" Overall Length
(3)=3/4" Port
Inline Manifold

3/4" NPT



The anodized aluminum is not suitable for corrosive liquids (high chlorine content)

1" Inline™ Manifold

Dimensions:

- Row 1: 3.75, 2.50, 1.25, 0, 1.875
- Row 2: 6.25, 5.0, 3.75, 2.50, 1.25, 0, 2.50
- Row 3: 8.75, 7.50, 6.25, 5.0, 3.75, 2.50, 1.25, 0, 5.0
- Row 4: 11.25, 10.0, 8.75, 7.50, 6.25, 5.0, 3.75, 2.50, 1.25, 0, 7.50

Manifold Configurations:

- IM4-4-AB-4 (1/4 or 3/8)
- IM4-4-BD-4 (1/4 or 3/8)
- IM4-4-BCD-6 (1/4 or 3/8)
- IM4-4-ABC-6 (1/4 or 3/8)
- IM4-4-BD-2-2 (1/4 or 3/8)
- IM4-4-ABCDE-5-5 (1/4)
- IM4-6-C-4 (1/4 or 3/8)
- IM4-6-BD-8 (1/4 or 3/8)
- IM4-6-BCD-12 (1/4 or 3/8)
- IM4-6-ABC-12 (1/4 or 3/8)
- IM4-6-BD-4-4 (1/4 or 3/8)
- IM4-6-ABC-6-6 (1/4 or 3/8)
- IM4-9-C-6 (1/4 or 3/8)
- IM4-9-BD-12 (1/4 or 3/8)
- IM4-9-BCD-18 (1/4 or 3/8)
- IM4-9-ABC-18 (1/4 or 3/8)
- IM4-9-BD-6-6 (1/4 or 3/8)
- IM4-9-ABC-9-9 (1/4 or 3/8)
- IM4-11-C-8 (1/4 or 3/8)
- IM4-11-BD-16 (1/4 or 3/8)
- IM4-11-BD-8-8 (1/4 or 3/8)
- IM4-11-ABC-12-12 (1/4 or 3/8)

Port Details:

- 01.100" 1 Pipe Thread
- side A
- 1.0, 1.44, 2.0
- 1.5, 2.0
- For 1/4"-20x2" Mounting Screws

Part Number Code:

IM4-9-B-6-3/8-N-BLUE

- Red, Blue or Divided
- Thread Type: N=(NPT) No Mark
- P=Mark BSPP
- T=Mark BSPT
- 3/8" "Out"
- 6 Holes
- Row on side "B"
- 9=8.75" Overall Length
- (4)x1/4"=1" Port

Length: 3.75, 6.25, 8.75, or 11.25

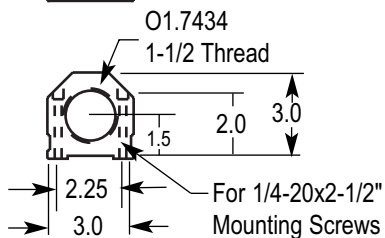
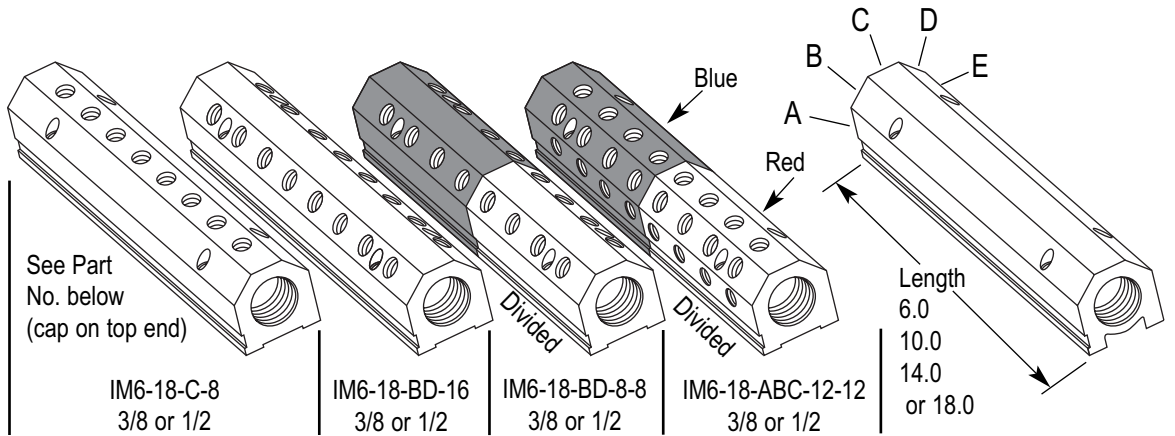
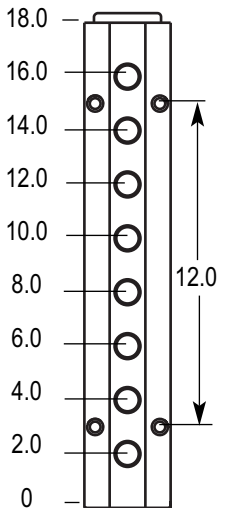
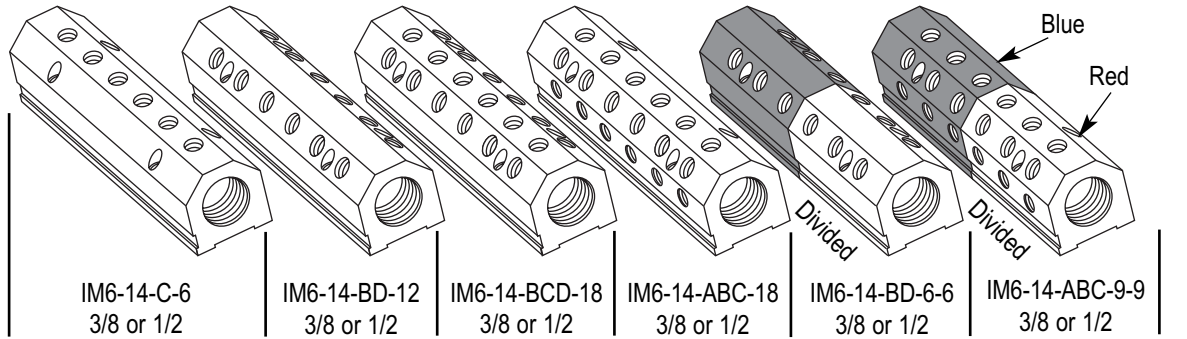
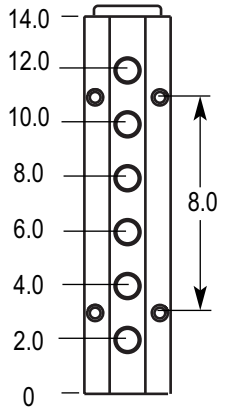
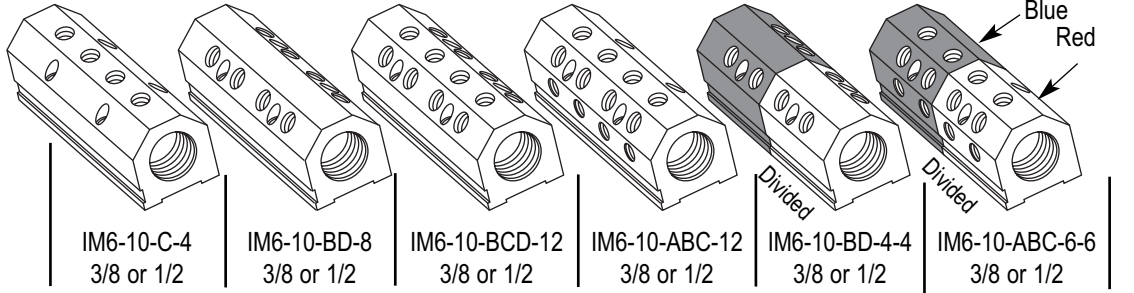
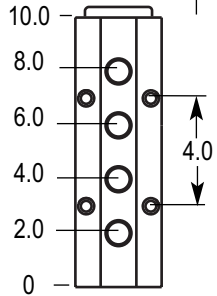
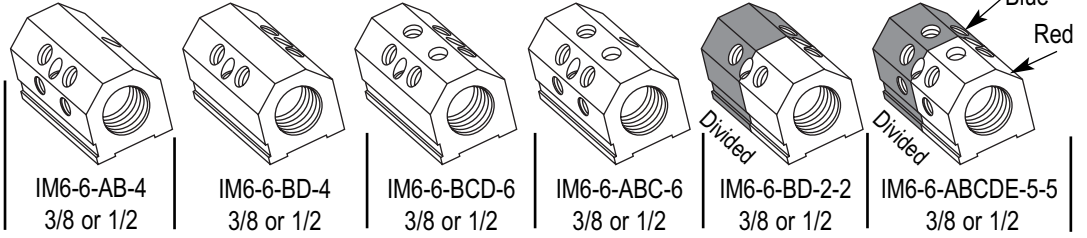
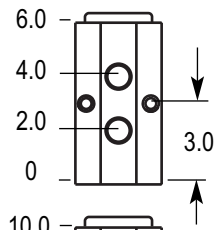
1" NPT

Inline Manifold

The anodized aluminum is not suitable for corrosive liquids (high chlorine content)



1-1/2" Inline™ Manifold



PART NUMBER CODE:

IM6-14-B-6-3/8-N-BLUE

Red, Blue or Divided
Thread Type: N=(NPT) No Mark
P=Mark BSPP
T=Mark BSPT

3/8" "Out"

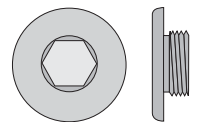
6 Holes

Row on side "B"

14=14" Overall Length

(6)x1/4"=1-1/2" Port

1-1/2" NPT

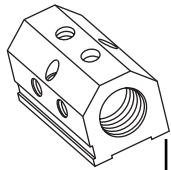
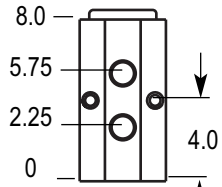


The anodized aluminum is not suitable for corrosive liquids (high chlorine content)

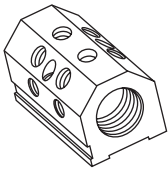
2" Inline™ Manifold

NOTE FOR ALL IM MANIFOLDS:

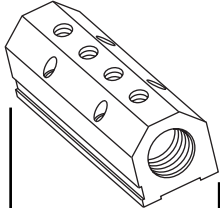
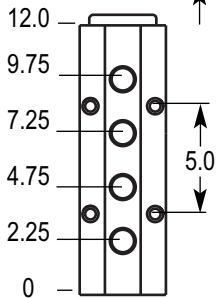
Catalogue part number as shown
Standard length and standard hole position part No. with -S
Any length and any hole configuration - SS



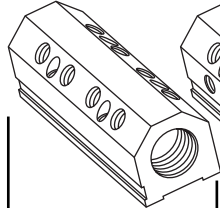
IM8-8-ACE-6
1/2, 3/4 or 1



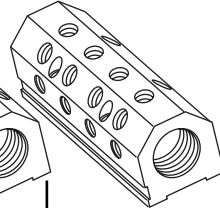
IM8-8-ABCDE-10
1/2 or 3/4



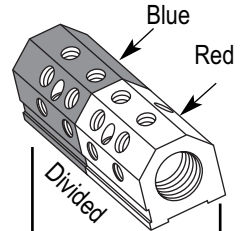
IM8-12-C-4
1/2, 3/4 or 1



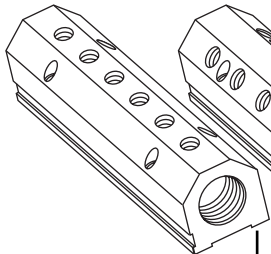
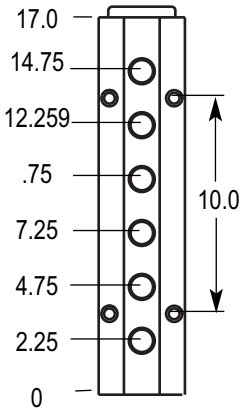
IM8-12-BD-8
1/2, 3/4 or 1



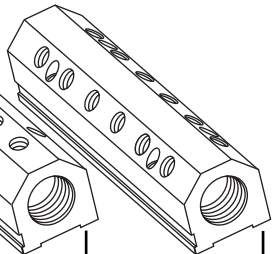
IM8-12-ABC-12
1/2 or 3/4



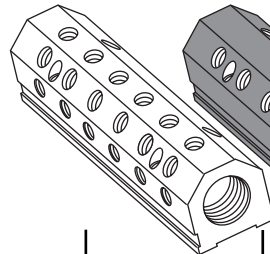
IM8-12-ABC-6-6
1/2 or 3/4



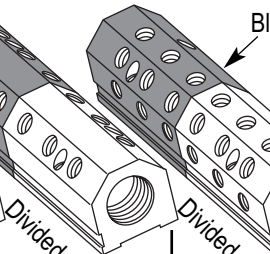
IM8-17-C-6
1/2, 3/4 or 1



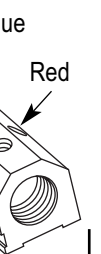
IM8-17-BD-12
1/2, 3/4 or 1



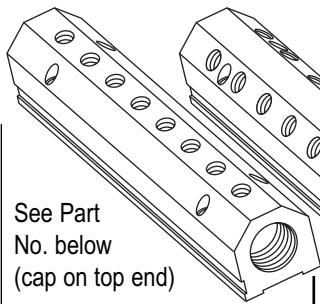
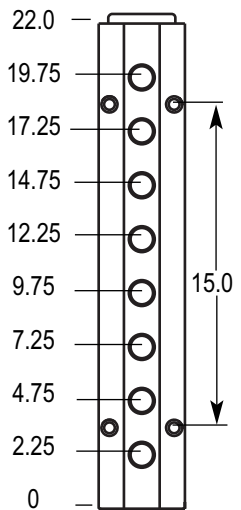
IM8-17-ABC-18
1/2 or 3/4



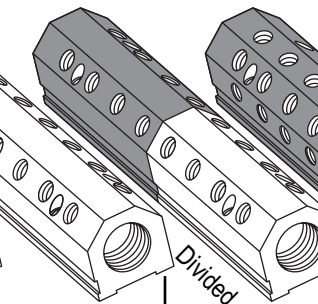
IM8-17-BD-6-6
1/2, 3/4 or 1



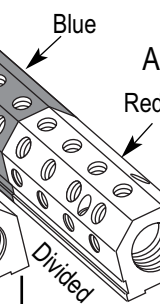
IM8-17-ABC-9-9
1/2 or 3/4



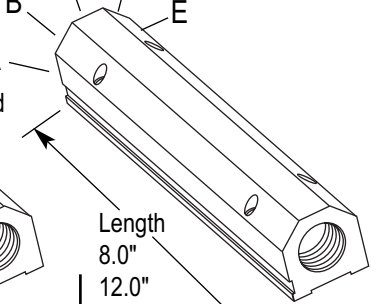
IM8-22-C-8
1/2, 3/4 or 1



IM8-22-BD-16
1/2, 3/4 or 1



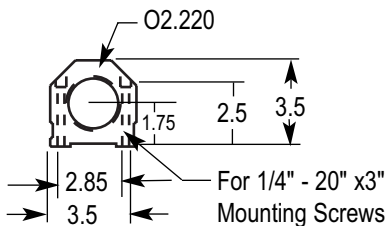
IM8-22-BD-8-8
1/2, 3/4 or 1



IM8-22-ABC-12-12
1/2 or 3/4

See Part No. below (cap on top end)

Length
8.0"
12.0"
17.0"
or 22.0"



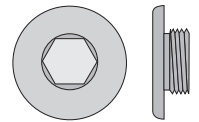
PART NUMBER CODE:

IM8-17-C-6-1/2-N-BLUE

Red, Blue or Divided
Thread Type: N=(NPT) No Marking
P=Mark BSPP
T=Mark BSPT
1/2" "Out"
6 Holes
Row on side "C"
17=17" Overall Length
2" Port (8"=8"x1/4" =2")

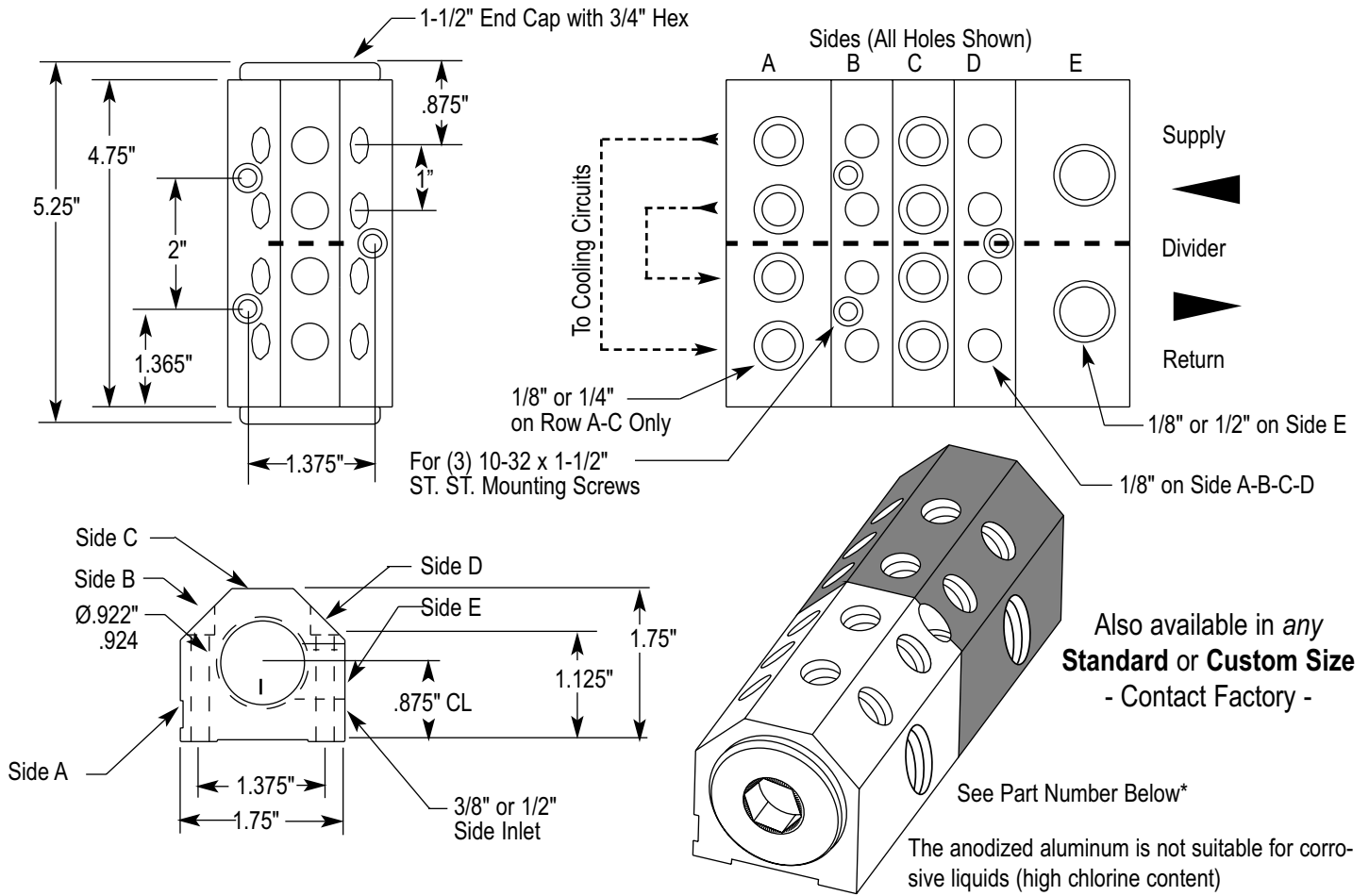
Inline Manifold

2" NPT



The anodized aluminum is not suitable for corrosive liquids (high chlorine content)

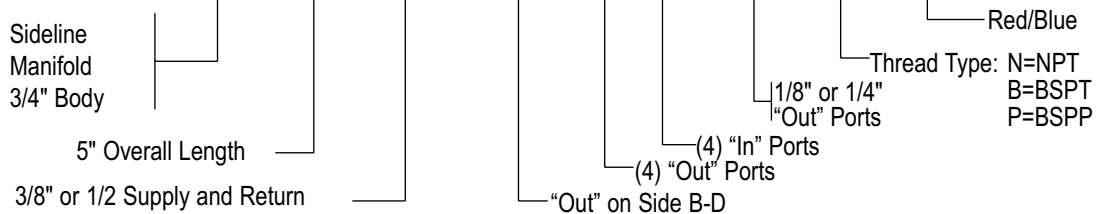
3/4" x 5" Sideline™ Manifold



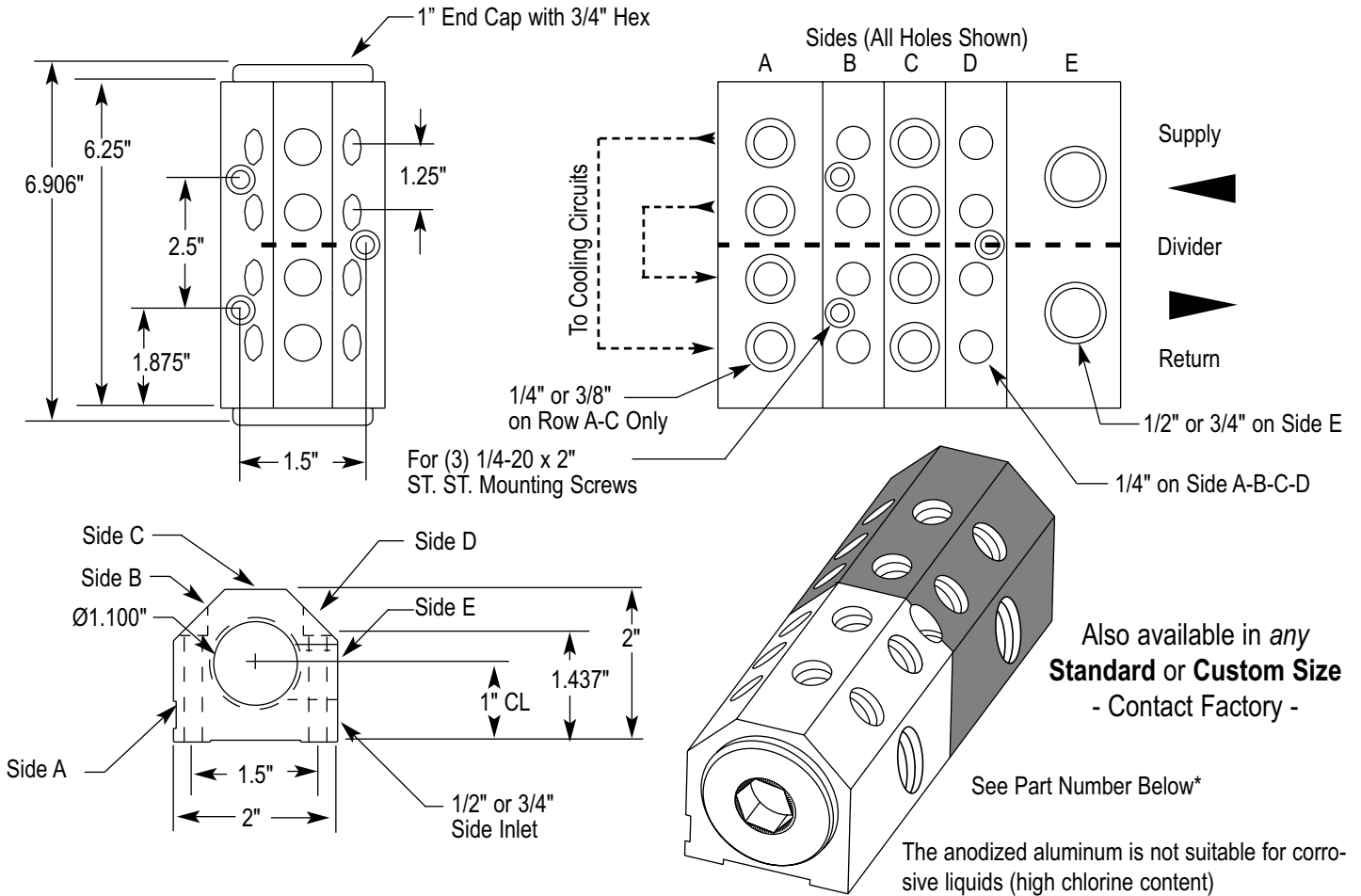
Outgoing Ports					Part Number
Side A In/Out	Side B In/Out	Side C In/Out	Side D In/Out	Side E - Return In/Out	
	(2) (2) 1/8"-1/8"			3/8"-3/8"	IM3S-5-3/8-B-2-2-1/8-N-R/B
(2) (2) 1/8"-1/8"	(2) (2) 1/8"-1/8"			3/8"-3/8"	IM3S-5-3/8-AB-4-4-1/8-N-R/B
	(2) (2) 1/8"-1/8"		(2) (2) 1/8"-1/8"	3/8"-3/8"	*IM3S-5-3/8-BD-4-4-1/8-N-R/B
	(2) (2) 1/8"-1/8"	(2) (2) 1/8"-1/8"	(2) (2) 1/8"-1/8"	3/8"-3/8"	IM3S-5-3/8-BCD-6-6-1/8-N-R/B
(2) (2) 1/8"-1/8"	(2) (2) 1/8"-1/8"	(2) (2) 1/8"-1/8"	(2) (2) 1/8"-1/8"	3/8"-3/8"	IM3S-5-3/8-ABCD-8-8-1/8-N-R/B
	(2) (2) 1/4"-1/4"			1/2"-1/2"	IM3S-5-1/2-B-2-2-1/4-N-R/B
	(2) (2) 1/4"-1/4"		(2) (2) 1/4"-1/4"	1/2"-1/2"	IM3S-5-1/2-BD-4-4-1/4-N-R/B

*Part Number Code:

IM3S-5-3/8-BD-4-4-1/8-N-R/B



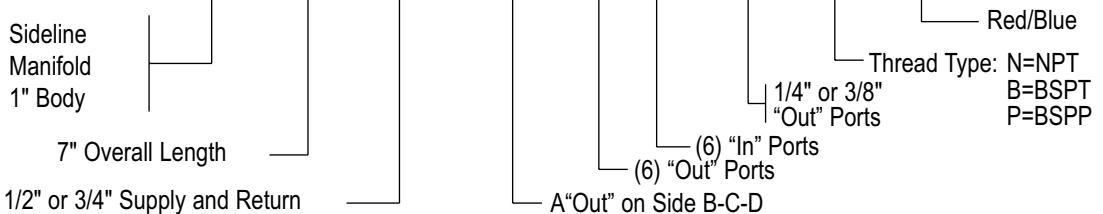
1" x 7" Sideline™ Manifold



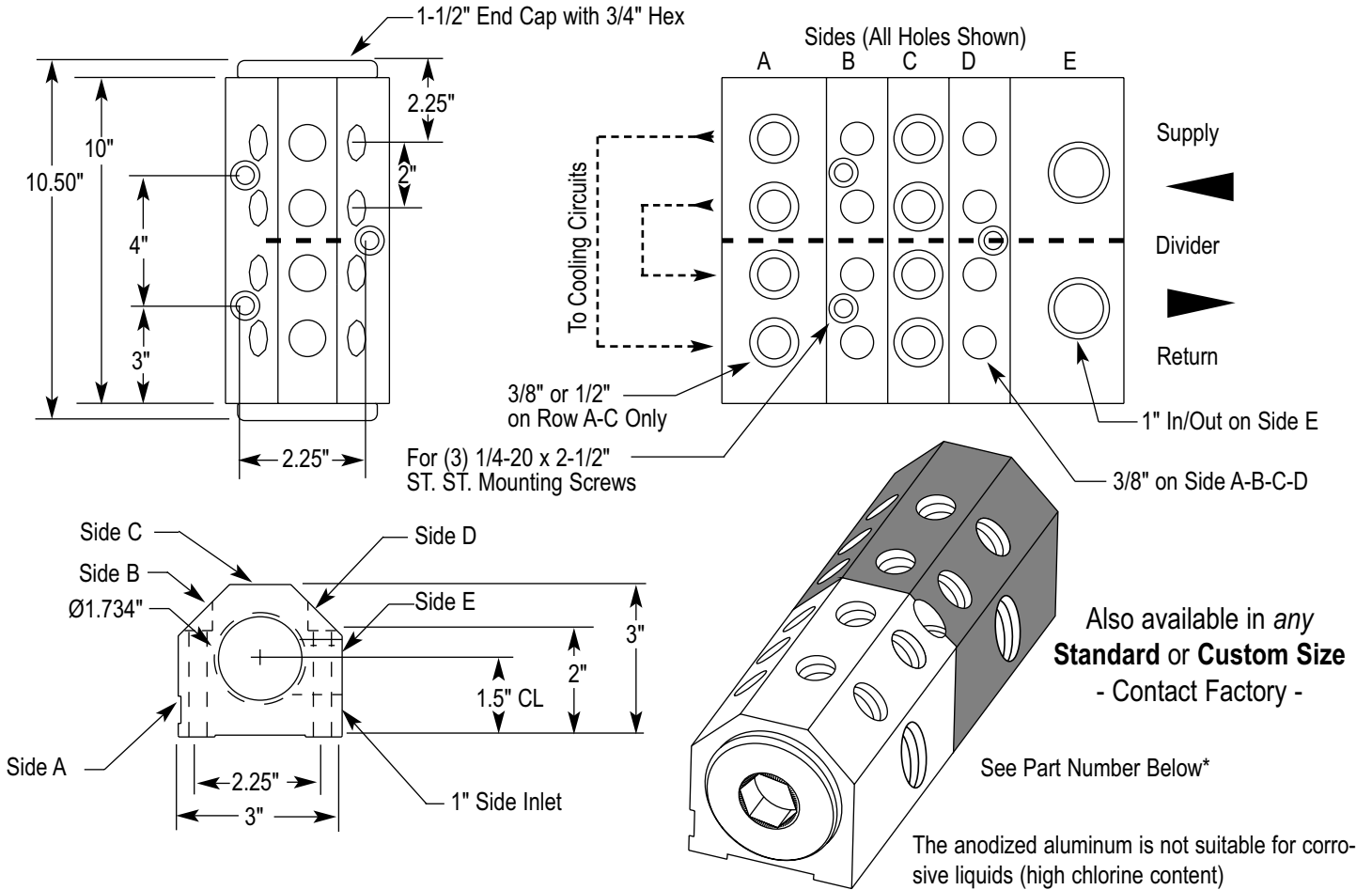
Outgoing Ports					Part Number
Side A In/Out	Side B In/Out	Side C In/Out	Side D In/Out	Side E - Return In/Out	
	(2) (2) 1/4"-1/4"			1/2"-1/2"	IM4S-7-1/2-B-2-2-1/4-N-R/B
(2) (2) 1/4"-1/4"	(2) (2) 1/4"-1/4"			1/2"-1/2"	IM4S-7-1/2-AB-4-4-1/4-N-R/B
	(2) (2) 1/4"-1/4"		(2) (2) 1/4"-1/4"	1/2"-1/2"	IM4S-7-1/2-BD-4-4-1/4-N-R/B
	(2) (2) 1/4"-1/4"	(2) (2) 1/4"-1/4"	(2) (2) 1/4"-1/4"	1/2"-1/2"	*IM4S-7-1/2-BCD-6-6-1/4-N-R/B
(2) (2) 1/4"-1/4"	(2) (2) 1/4"-1/4"	(2) (2) 1/4"-1/4"	(2) (2) 1/4"-1/4"	1/2"-1/2"	IM4S-7-1/2-ABCD-8-8-1/4-N-R/B
	(2) (2) 3/8"-3/8"			3/4"-3/4"	IM4S-7-3/4-B-2-2-3/8-N-R/B
	(2) (2) 3/8"-3/8"		(2) (2) 3/8"-3/8"	3/4"-3/4"	IM4S-7-3/4-BD-4-4-3/8-N-R/B

*Part Number Code:

IM4S-7-1/2-BCD-6-6-1/4-N-R/B



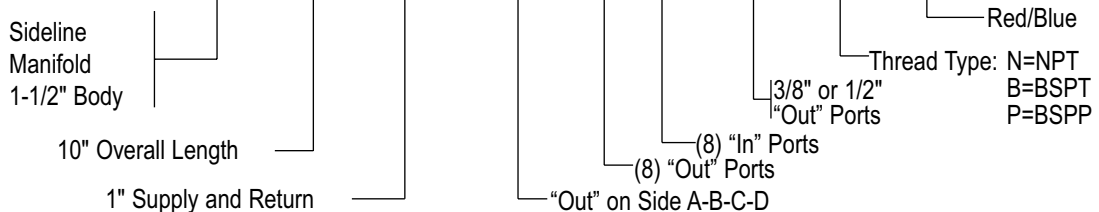
1-1/2" x 10" Sideline™ Manifold



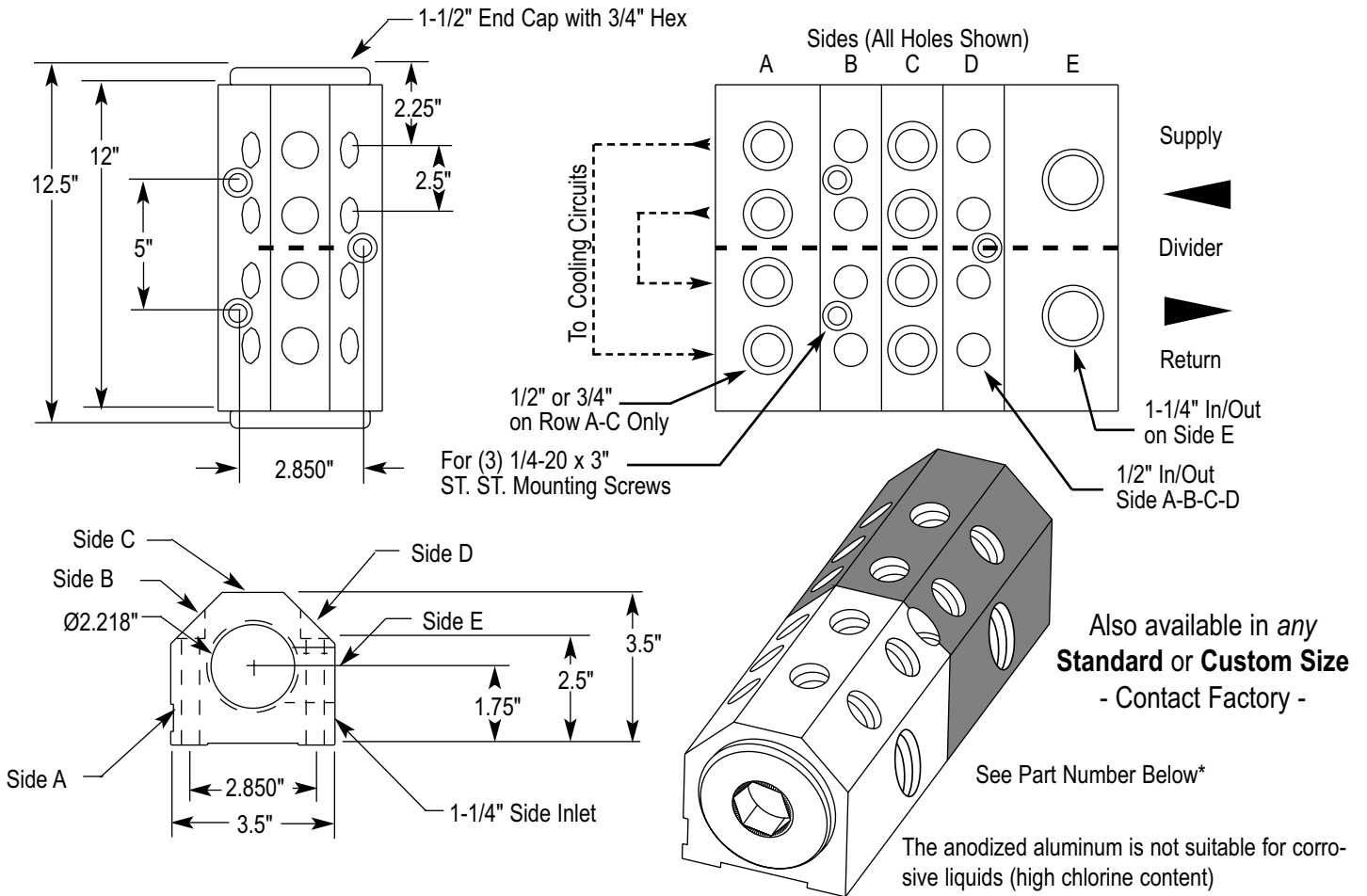
Outgoing Ports					Part Number
Side A In/Out	Side B In/Out	Side C In/Out	Side D In/Out	Side E - Return In/Out	
	(2) (2) 3/8"-3/8"			1"-1"	IM6S-10-1-B-2-2-3/8-N-R/B
(2) (2) 3/8"-3/8"	(2) (2) 3/8"-3/8"			1"-1"	IM6S-10-1-AB-4-4-3/8-N-R/B
	(2) (2) 3/8"-3/8"		(2) (2) 3/8"-3/8"	1"-1"	IM6S-10-1-BD-4-4-3/8-N-R/B
	(2) (2) 3/8"-3/8"	(2) (2) 3/8"-3/8"	(2) (2) 3/8"-3/8"	1"-1"	IM6S-10-1-ABC-6-6-3/8-N-R/B
(2) (2) 3/8"-3/8"	(2) (2) 3/8"-3/8"	(2) (2) 3/8"-3/8"	(2) (2) 3/8"-3/8"	1"-1"	*IM6S-10-1-ABCD-8-8-3/8-N-R/B
	(2) (2) 1/2"-1/2"			1"-1"	IM6S-10-1-B-2-2-1/2-N-R/B
	(2) (2) 1/2"-1/2"		(2) (2) 1/2"-1/2"	1"-1"	IM6S-10-1-BD-4-4-1/2-N-R/B

*Part Number Code:

IM6S - 10 - 1 - ABCD - 8 - 8 - 3/8 - N - R/B

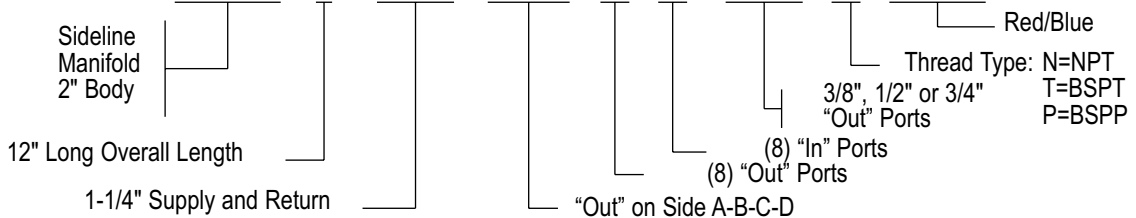


2" x 12" Sideline™ Manifold



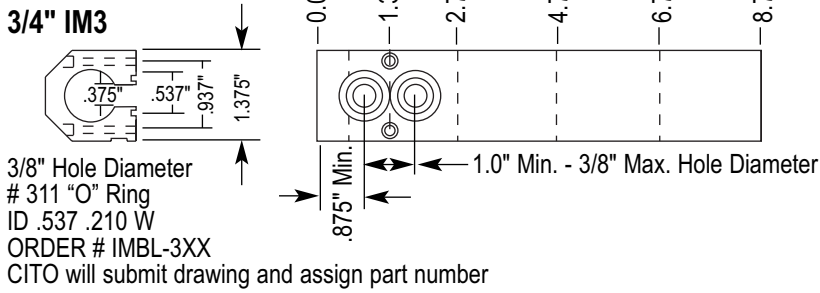
Outgoing Ports					Part Number
Side A In/Out	Side B In/Out	Side C In/Out	Side D In/Out	Side E - Return In/Out	
	(2) (2) 1/2"-1/2"			1-1/4"-1-1/4"	IM8S-12-1-1/4-B-2-2-1/2-N-R/B
(2) (2) 1/2"-1/2"	(2) (2) 1/2"-1/2"			1-1/4"-1-1/4"	IM8S-12-1-1/4-AB-4-4-1/2-N-R/B
	(2) (2) 1/2"-1/2"		(2) (2) 1/2"-1/2"	1-1/4"-1-1/4"	IM8S-12-1-1/4-BD-4-4-1/2-N-R/B
	(2) (2) 1/2"-1/2"	(2) (2) 1/2"-1/2"	(2) (2) 1/2"-1/2"	1-1/4"-1-1/4"	IM8S-12-1-1/4-BCD-6-6-1/2-N-R/B
(2) (2) 1/2"-1/2"	(2) (2) 1/2"-1/2"	(2) (2) 1/2"-1/2"	(2) (2) 1/2"-1/2"	1-1/4"-1-1/4"	*IM8S-12-1-1/4-ABCD-8-8-1/2-N-R/B
	(2) (2) 3/4"-3/4"			1-1/4"-1-1/4"	IM8S-12-1-1/4-B-2-2-3/4-N-R/B
	(2) (2) 3/4"-3/4"		(2) (2) 3/4"-3/4"	1-1/4"-1-1/4"	IM8S-12-1-1/4-BD-4-4-3/4-N-R/B

*Part Number Code: **IM8S-12-1-1/4-ABCD-8-8-3/8-N-R/B**

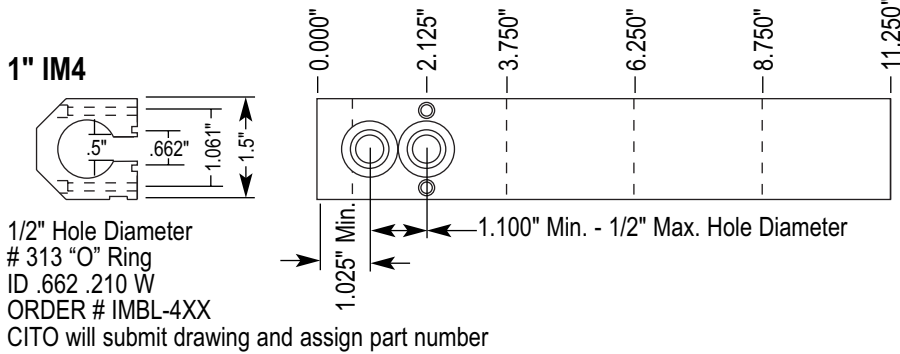


BottomLine™ Custom Mold Mounted Manifold

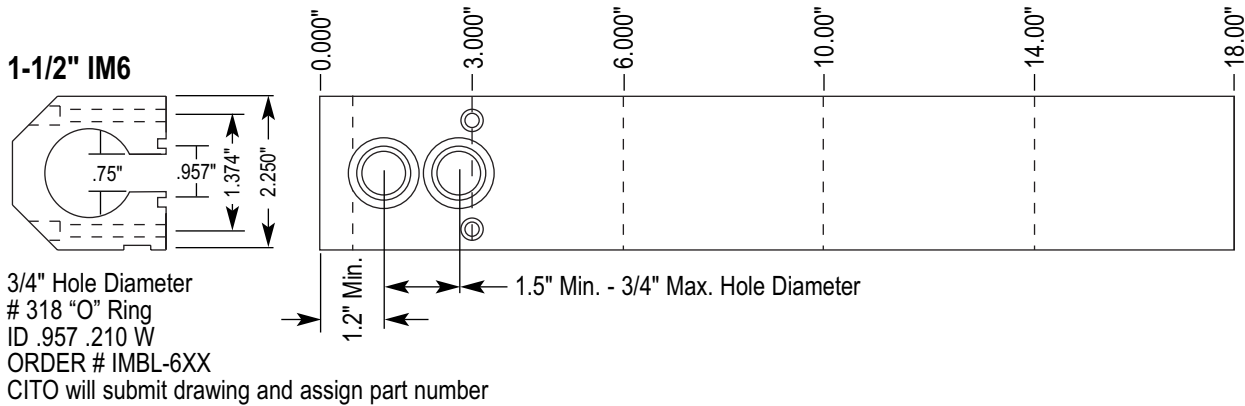
3/4" IM3



1" IM4



1-1/2" IM6



2" IM8

